



A Parent's Guide to College and Career Readiness:

A GUIDE TO HELP YOU SUPPORT YOUR CHILD'S DREAMS

College Readiness Consortium

UNIVERSITY OF MINNESOTA
Driven to DiscoverSM

Produced by the University of Minnesota College Readiness Consortium

INTRODUCTION

In today's world, a college degree is becoming a requirement for career-track jobs that pay a living wage and provide opportunity for promotion. College includes four-year colleges such as the University of Minnesota, as well as community and technical colleges where a student can earn a two-year associate degree or obtain a certificate in a specialized field to prepare for a career. Parents, grandparents and other caring adults play a critical role in a child's education. This guide will help you support your child's preparation for college from preschool through high school. It is based on research used in the development of Ramp-Up to Readiness™, a school-wide advisory program designed to increase the number and diversity of students who graduate from high school with the knowledge, skills, and habits necessary for success in college. Ramp-Up to Readiness™ helps schools prepare students for college in five areas:

Academic Readiness: The ability to succeed in first-year classes that earn credits at a technical college, community college or four-year college or university

Admissions Readiness: The ability to meet admissions requirements at a range of postsecondary institutions

Career Readiness: The ability to identify careers that match personal, financial, and other goals and an understanding of the skills, credentials, and experiences required to succeed in those careers

Financial Readiness: The ability to cover the cost of the first semester of study at a postsecondary institution through savings, loans, and financial aid

Personal and Social Readiness: The ability to set educational goals, make and monitor progress toward them, and create relationships with peers and adults that support academic success

The advice in this guide covers ways families can help students become college ready in all five areas. For more information on why college is important, visit www.collegeready.org (The Case for College Readiness) or www.rampuptoreadiness.org.



'College Prep' From Infancy Through High School

Support reading: Reading helps develop vocabulary and is a fundamental skill for all learning.

- ✓ Talk to your child, from the time he or she is an infant.
- ✓ Point out words on signs to preschoolers.
- ✓ Spend 20 minutes a day reading to your child, or having your child read to you.
 - Older students should read on their own daily, but often still enjoy listening to adults read.
 - Visit a public library for books and magazines or read a newspaper.

Remember, intelligence is not fixed: Effort and persistence when facing challenges are important characteristics of a successful student.

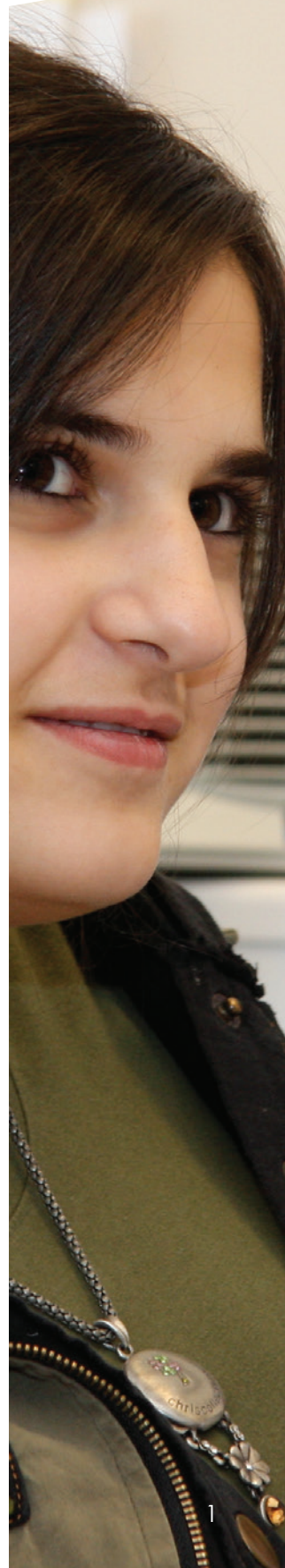
- ✓ Tell your child, "Smart is not what you are, smart is what you work to become."
- ✓ Praise your child's effort, not just success; say things such as: "I like how you kept at that math assignment even though it was hard."

Help your child set goals: Setting goals is good practice, and achieving goals guides motivation.

- ✓ Help your student set and achieve SMART goals about behavior, time management or school:
 - **S**pecific
 - **M**easurable
 - **A**ttainable
 - **R**elevant
 - **T**imely

Establish a set time for homework every night:

- ✓ Turn off TVs, cell phones and eliminate other distractions.
- ✓ Help your child check his/her homework to be sure it is done correctly.





Stay connected with school:

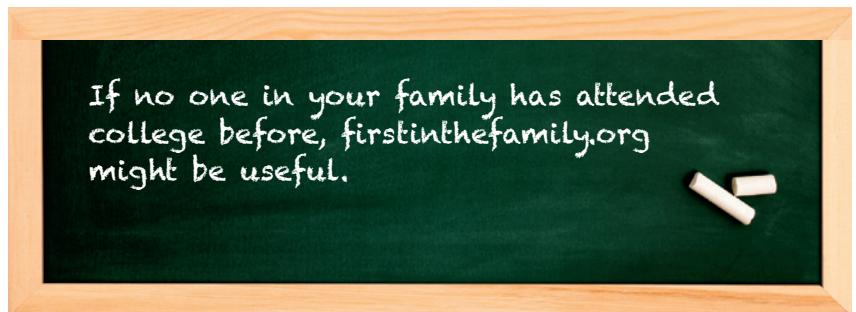
- ✓ Attend parent-teacher conferences and use your school's information system to stay informed about your child's progress and grades.
- ✓ If you have questions, contact your student's teacher.
- ✓ Encourage your child to use a planner or binder and review it each night to know the upcoming assignments.
- ✓ Ask teachers or school counselors if your child is taking classes that will prepare him or her for college, and if your child's test scores indicate that he or she will be ready for college.

Encourage your child to seek help: Learning when and how to get assistance is an important skill for college and life. It is better to get help early before a problem gets worse.

- ✓ If you think your child needs extra help, you or your student can ask a teacher or counselor about tutoring or other assistance available at the school.

Start saving for college: There are many ways to make college affordable. Even the smallest savings add up if set aside regularly over a long period of time.

- ✓ Explore setting up a Minnesota College Savings Plan and other savings ideas at mnsaves.org.
- ✓ Complete a sample FAFSA (Free Application for Federal Student Aid) form to get an estimate of the financial aid your child might receive. You can find one at studentaid.ed.gov/fafsa/estimate or www.ohe.state.mn.us/Estimator/firstQuestions.cfm.
- ✓ Social Security numbers are not required to attend college, although they are required for all government financial aid.



'College Prep' For The Middle School Years (Grades 6 through 8)

Encourage your child to take school seriously and choose challenging classes: Middle school subjects are important preparation for high school classes.

Explore a variety of career interests:

- ✓ Ask your child about activities that he or she enjoys, and explore related careers.
- ✓ Find a way to connect your child's dreams to attending college. For example, if a child wants to be a professional athlete or fashion designer, mention that the road to those careers includes college.
- ✓ Visit kids.usa.gov/teens-home/index.html or nasa.gov/audience/forstudents/5-8/index.html for fun websites to explore careers.
- ✓ This interactive tool, iseek.org/careers/realitytool.html, will help your child connect the cost of a desired lifestyle with college and career options.

Develop academic habits of success: Developing organizational skills, learning how to get help from school staff and building positive relationships are key college skills to begin developing in middle school.

- ✓ Check your child's binder or planner each night.
- ✓ Help your child build positive relationships with peers who make good choices and are developing good study habits.
- ✓ Help your child take a learning style self-assessment (such as educationplanner.org/students/self-assessments/learning-styles.shtml) to identify his or her best approaches to studying and learning.





Get involved in extracurricular activities: Colleges look for well-rounded students who volunteer or are involved in school and community activities. Activities are also a great way to get to know other students or adjust to a new school.

- ✓ Sign your child up for a school or community activity.

Learn about college costs and financial aid: Become familiar with college costs and ways to cover those costs, including grants, loans and scholarships.

- ✓ Check out the “Paying” section at www.getready.state.mn.us.
- ✓ Watch videos and find more information at mnprivatecolleges.org/paying.
- ✓ Get an early estimate of the financial aid your child might receive by using the planning tools at studentaid.ed.gov/fafsa/estimate or www.ohe.state.mn.us/Estimator/firstQuestions.cfm.

Take the Explore test in 8th grade: The Explore test is good practice for the ACT college admissions exam that students will take later in 11th grade. It provides feedback on whether students are academically college ready in addition to providing information about careers that may be good matches for your child.

- ✓ Review test results with your child and your child’s teacher or counselor.

Register for 9th grade: Often students register for high school classes while still in 8th grade.

- ✓ Make sure your child registers for classes that will keep your student on track for college. Typically four-year colleges require:
 - 4 years of math
 - 4 years of English
 - 3 years of science (including biology and chemistry)
 - 2-3 years of foreign language
 - 4 years of social studies
 - 1 year of art (art includes music)

Although these classes may not be required for a two-year community or technical college, they are good preparation for all college students.

- ✓ Encourage your child to take math, science and technology classes because many jobs of the future are in these fields.

'College Prep' During High School



Establish a set time for homework every night: Turn off TVs, cell phones and eliminate other distractions.

Grades count: Often students think that grades in 9th grade classes don't count for college admissions. Not only do they count, success in those classes is the

foundation for more challenging coursework later in high school.

- ✓ If your school provides online access to grades, track your student's progress regularly.
- ✓ If your student is struggling, contact the teacher or counselor to find additional help. Don't wait for the end of the semester.

Get involved in extracurricular activities: Colleges look for well-rounded students who volunteer, are employed and/or are involved in school activities.

- ✓ Help your child get involved in an activity at school or in the community.
- ✓ Keep homework a priority by helping your child develop time management skills.

Register for 10th grade classes: Registration can happen as early as January.

- ✓ Stay involved in the registration process to make sure your student is taking the recommended classes to be prepared for college.

Complete a College Financial Aid Calculator: This will give you a realistic estimate of how much your family is expected to contribute to college costs.

- ✓ Check out the FAFSA4caster at studentaid.ed.gov/fafsa/estimate to get an estimate of college expenses and find planning tools.
- ✓ Encourage your child to explore grant and scholarship options online and with their guidance counselor.





Take the PLAN and/or PSAT tests: Use them as practice for the ACT and SAT tests, and to see how your child is progressing in academic readiness for college.

Explore career interests: Continue discussions with your child about activities he or she enjoys and brainstorm careers related to those interests. Having a career goal can help students be more motivated and see the connection with school.

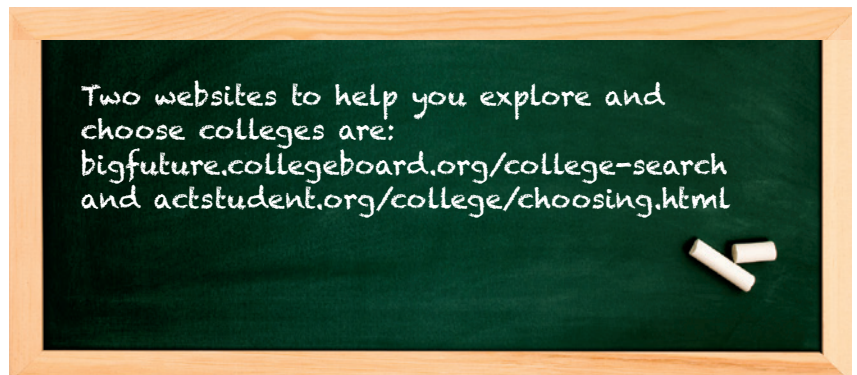
- ✓ Your child can find careers that fit his or her interests by taking an interest inventory. One website that can help is actstudent.org/career/.
- ✓ School counselors can discuss the type of college degree needed for those careers.

Consider different types of postsecondary options: There's a wide range of postsecondary options, including two and four-year colleges, and technical college programs that often take fewer than two years to complete. With good planning, two-year college credits can transfer to a four-year college. For some majors, it may be best to start at a four-year college because of a required sequence of classes. For example, a student who transfers after two years at a community college often will need three more years of study to complete an engineering degree.

- ✓ Discuss with your child what type of college may be the right fit for the careers or areas of study that interest them.
- ✓ Some other factors include: diversity and size of the student population, city size/location, and average high school GPA for incoming freshman.

Register for 11th grade classes: Your student should consider taking a class that offers college credit, such as Advanced Placement, International Baccalaureate, College in the Schools, Project Lead the Way, or PSEO options.

- ✓ Learn more at readyssetgo.state.mn.us/RSG/Parent/index.html.





Take the ACT or SAT: Most four-year colleges expect applicants to take the ACT or SAT exam in spring. Test dates in April and June are good because students have completed most or all of their junior year classes.

- ✓ Find out which test your child's preferred college accepts (e.g., all Minnesota colleges accept the ACT).
- ✓ Register your child at least one month in advance. For dates and registration, see actstudent.org and sat.collegeboard.org/home.
- ✓ Have your student participate in ACT or SAT preparation classes offered through schools and community education programs.


Attend college fairs and visit campuses: Visiting colleges and talking to admissions staff are good ways to see if a campus is the right fit for your student.

- ✓ For information on factors to consider, review the "Choosing a College" section of getreadyforcollege.org.
- ✓ Consider whether the college has majors (areas of study) that fit your child's interests as well as college size, location and cost.
- ✓ Make appointments for information sessions and tours with a college's Office of Admissions.

Continue planning for financing college: Completing a sample FAFSA (financial aid) form will help you get an estimate of the expected family contribution, and the financial aid your child might receive.

- ✓ Explore the financial planning tools and sample FAFSA at studentaid.ed.gov/fafsa/estimate or getreadyforcollege.org/Estimator/firstQuestions.cfm.
- ✓ Talk to a school counselor with your child and research scholarships online.

If your student plans to play a sport in college: Contact your high school coach to ask about programs and scholarships.



Register for a strong senior year: English, social studies, math and science are important subjects to continue in 12th grade. Four-year colleges expect it and two-year community and technical colleges often require placement tests in math or language arts. If students have skipped a year of instruction, they may do poorly on placement tests and have to take developmental courses that do not earn college credit but still charge tuition.

If he or she is eligible, enroll your child in at least one class that offers college credit such as Advanced Placement, International Baccalaureate, College in the Schools, Project Lead the Way, or PSEO options. Most students become more confident and prepared after taking a college-level course in high school. For more information see readysetgo.state.mn.us/RSG/Parent/index.html.

COLLEGE VISITS

College visits are very important to do before attending a college. The summer after the junior year is a great time to visit. Listen for answers to or ask the following questions:

- Does the college offer your child's intended major?
- Are there learning communities where students with similar interests live in the same hall and take classes together?
- What types of honors courses are offered?
- What kinds of academic supports are available on campus?
- How much time do students spend on homework each week?
- How much writing is expected? How much reading is expected?
- Do students receive prompt feedback on academic performance?
- Do class discussions and assignments include diverse perspectives?
- Do students often work together on projects?
- What kinds of activities are students involved in outside of the classroom?
- When and how do students interact with other students who have different social, political, or religious views or come from different racial and ethnic backgrounds?
- How many students study in other countries?
- What percentage of students do community service?
- How many students live on campus?
- Are faculty members accessible and supportive?
- Can students work on research projects with faculty?
- Is there a parent communication program?



Avoid the 'senior slump': Colleges consider the senior year course load when making admission decisions. In addition, seniors who skip math courses can lose skills and increase the risk of being required to take non-credit developmental classes in college.

Last chance for ACT and SAT:

- ✓ If your student did not take the ACT or SAT as a junior, register for the October tests at least one month in advance.
- ✓ If your student took the test in 11th grade but did not score as high as he/she expected, consider re-taking the test.

Determine application deadlines: Many four-year colleges have December deadlines, while others allow applications until January, February or even June. Some community colleges will accept students until the start of school, but others have spring or summer deadlines.

Submit applications: Most applications are submitted online. Some colleges use the "Common Application" which can be submitted to multiple colleges at once. Some colleges will waive application fees for low-income families.

- ✓ Apply to at least three colleges:
 - Match school: one where the average GPA and ACT/SAT scores for incoming first-year students are about the same as your child's
 - Stretch school: one where the GPA and test scores are a bit higher
 - Safety school: one where the scores are a little lower
- ✓ If the application requires recommendation letters, make sure your student asks people to write letters at least three weeks before the due date, and preferably early in fall. They can ask counselors, teachers, employers, coaches or leaders from volunteer activities.
- ✓ If a college your student applies to requires an essay, make sure they have a teacher or counselor who can review it. If not, you should review it and provide comments. Make sure your student revises the essay before submitting it.
- ✓ Monitor applications to make sure all of the required documents are submitted.





Complete an official financial aid form (FAFSA):

- ✓ In January, complete an official financial aid form at fafsa.ed.gov. You'll want to have your most recent income tax forms and your student's savings information handy.
- ✓ Attend any financial aid workshops offered by your school. At events such as "Minnesota College Goal" workshops, minnesotacollegegoal.org, you can get assistance in completing the FAFSA.

Decide where to go: By April most colleges will have made admission decisions and provided information on financial aid.

- ✓ Compare schools based on the actual cost your student will have to pay after any grants or scholarships offered by the college are subtracted from the full tuition price.

Apply for housing: Complete the housing application, which may be due as early as March 1.

- ✓ Consider living and learning communities where students live on the same floor and take classes in common.

Confirm enrollment: Follow the directions in the acceptance letter for the school your student chooses.

- ✓ Often a confirmation fee must be sent to the school in spring. If the fee is a financial hardship, ask the college if they will waive the fee.
- ✓ Your student should tell the school counselor the college he/she plans to attend, and request that the final transcript and all college credit exam scores be sent there.
- ✓ Find out when tuition and room and board payments are due. Colleges usually allow installment payments, but you may have to ask for that option.
- ✓ Make sure your student is reading and responding to all information sent by the college.

If your child plans to play a sport in college:

- ✓ Contact your high school coach to ask about programs and scholarships.
- ✓ Register at the NCAA Eligibility Center, ncaa.org.

Plan for college expenses:

- ✓ Help your child prepare a budget for college.
- ✓ Determine how much to spend on food, books and supplies, and entertainment.
- ✓ Most students will need debit cards. Make sure the bank you and your child choose has an ATM machine close to campus.
- ✓ A checking account is convenient for the purchase of books and other expenses. Most colleges will charge books to a student's college account, which is then paid by check, charge card or online payments from bank accounts.

Getting to college and moving in: Students are provided a specific move in date, and possibly time of day.

- ✓ Air travel: Schedule flights in advance for the best prices.
- ✓ Train or bus: Find out how much your child can take as luggage.
- ✓ Car: Residence halls will have specific directions for unloading and moving in.





GLOSSARY

ACT: A standardized test used by many colleges as one factor considered in admissions. All Minnesota colleges will accept the ACT. A student usually takes this test in winter or spring of their junior year.

Advanced Placement (AP): AP classes are taught in high schools by high school teachers who are trained to use a specific college-level curriculum. Students take an exam at the end of the course and many colleges will give academic credits to students based on their exam scores.

Community Colleges: Public colleges that grant two-year associate degrees. Students who plan to continue their education at a four-year college should ask about the transfer curriculum.

College in the Schools (CIS): A program in which specially-trained high school teachers teach college courses in the high school. Students who successfully complete a CIS course receive academic credit from the college and grades are recorded on college transcripts.

EXPLORE: A standardized test offered in 8th or 9th grade that is aligned with the ACT. The results provide information about a student's knowledge, skills and interests, and can help assess whether a student is on track for college readiness.

Free Application for Federal Student Aid (FAFSA): This is the application required by all colleges for student loans and grants. The application requires information about both parent and student income and assets, and must be completed each year the student is in college. It calculates the expected family contribution.

Financial Aid: Colleges will calculate financial aid based on the difference between the expected family contribution and the cost of attending a particular college. Financial aid comes in many forms, including:

- Pell grants: Federal money that does not need to be repaid, available to students with the highest need.
- State or college grants: Money that does not need to be repaid.
- Tuition waivers: A college may waive part or all of the tuition based on a student's talents or need.
- Work study: On campus jobs funded through financial aid.
- Loans: Money that must be paid back, usually with interest.
- Scholarships: Money that does not need to be repaid. Colleges and many organizations offer scholarships based on a wide range of criteria.

International Baccalaureate (IB): IB classes are taught in high schools by high school teachers who are trained to use a specific college-level curriculum. Students take an exam at the end of the course and many colleges will give academic credits to students based on exam scores.

PLAN: A standardized test offered in 10th grade that is aligned with the ACT and can help a student prepare for the ACT. The results provide information about a student's knowledge, skills and interests, and can help assess whether a student is on track for college readiness.

Post-Secondary Enrollment Options (PSEO): In Minnesota, high school juniors and seniors (and some sophomores) can take one or more courses at a public college without paying tuition and can earn college credit. Colleges have eligibility requirements based on class rank or test scores, so students should check with their school counselor to explore options.

Project Lead the Way (PLTW): Project Lead the Way classes are taught in high schools by high school teachers and provide hands-on, project-based challenging engineering courses.

PSAT: A standardized test offered in 11th grade that is aligned with the SAT and can help a student prepare for the SAT. The results provide information about a student's knowledge, skills and interests, and can help assess whether a student is on track for college readiness.

Readistep: A standardized test offered in 8th or 9th grade that is aligned with the SAT. The results provide information about a student's knowledge, skills and interests, and can help assess whether a student is on track for college readiness.

SAT: A standardized test used by many colleges, particularly colleges with highly competitive admissions, as one factor considered in admissions. A student usually takes this test in winter or spring of their junior year.

Technical College: Public colleges that provide specific training that usually requires less than two years to achieve a diploma or certificate.





The College Readiness Consortium works to increase the number and diversity of Minnesota students who graduate from high school with the knowledge, skills and habits for success in higher education.

**COLLEGE OF EDUCATION
+ HUMAN DEVELOPMENT**

**UNIVERSITY OF MINNESOTA
Driven to DiscoverSM**

The University of Minnesota is an equal opportunity educator and employer.

This publication is available in alternative formats upon request. Direct request to
College Readiness Consortium, 612-625-3695 or collegeready@umn.edu

Printed on recycled and recyclable paper with at least 10% postconsumer material. Produced 2014.